MINOVAIS

- My Workplace
- Financial Accounting
- Human Resource
- Logistic & Service
- Business Intelligence
  - Dashboard
    - Overview
    - Financial Dashboard
    - Executive KPI
- System Administration
- Minova.AI
  - AI Assistant
  - Predictive Analytics

Executive KPI Dashboard

Total Revenue
520k + 25%

Net Profit
28% -6,7%

Sales Contract
280k + 12%

Active Customers
36 - 28%

Executive Summary

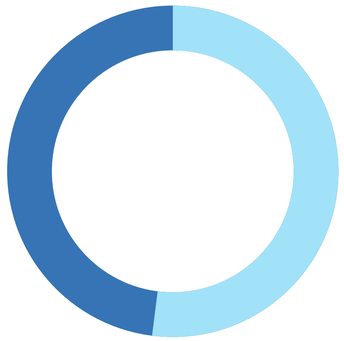

Total KPI

95%

Achievement

Customer Number

72% - 28%

0 50

Ai Insight

1. Margin Pressure Detected

   Profit margin turun -7% meskipun revenue naik +25%, menunjukkan adanya peningkatan biaya atau penurunan efektivitas pricing.
   Rekomendasi: lakukan review biaya operasional & evaluasi strategi harga.

2. Customer Decline Risk

   Jumlah customer aktif turun -28%, sementara Sales Contract dan CLV meningkat. Ini menandakan ketergantungan pada pelanggan lama dan meningkatnya risiko churn.
   Rekomendasi: tingkatkan aktivitas akuisisi dan retensi pelanggan.

3. Workforce Overload Warning

   Working Hours berada di 106%, sementara kompetensi turun -13%. Ini potensi tanda burnout dan penurunan performa tim.
   Rekomendasi: redistribusi beban kerja atau tambahkan resource di area kritikal.

4. Project Delay Indicator

   Project Timeline hanya 75% dan turun -25%, menunjukkan proyek berjalan lebih lambat dari rencana.
   Rekomendasi: lakukan eskalasi pada milestone yang tertunda dan optimalkan resource allocation.

Income

520K + 25%

Target 5M

Profit Margin

28% -7%

0 30%

Sales Contract

280K + 12%

Target 3M

Working Hours %

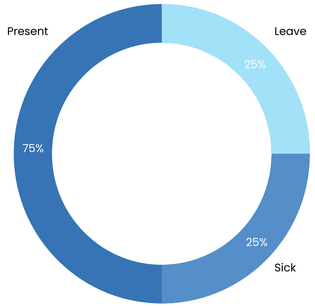

Resource Utilization

86% -14%

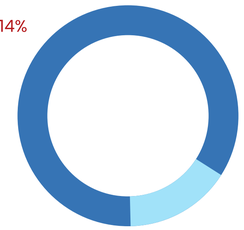

Project Timeline

75% -25%

Target 100%

Competency

87% -13%

Target 90%
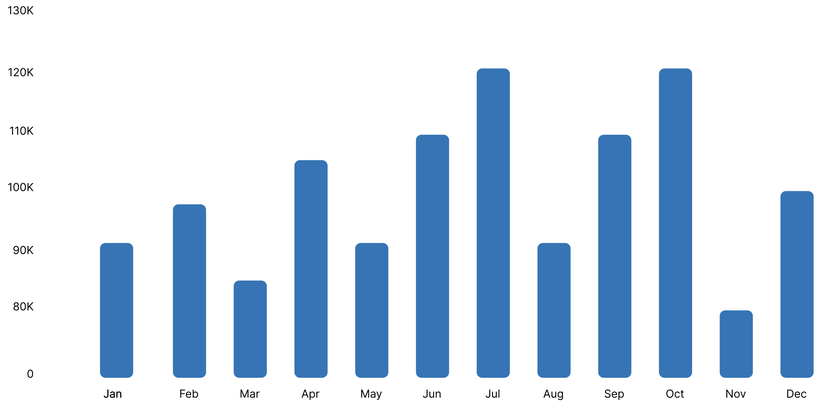
Customer Revenue Trend